



# CRICKET SCORING POWERPOINT PRESENTATION GUIDE

## SCORING PP 1

Open and play this PowerPoint presentation and learn how to enter match information in the batting section of the scoring record.

It is recommended that you:

-  view the presentation in conjunction with the notes in this guide then ....
-  record the information from the guide into your scoring record using the presentation to check your entries

The scoring record in use in the presentation is the Millennium Scoring Record.

At a click the entries described below will appear in the scoring record

***Chairman's XI*** are playing ***President's XI***

It is limited by overs to a maximum of **20 overs** for each innings  
(you could enter the name of the league, cup or competition here if known)

This match is a one innings match (that is, each team has **ONLY** one innings  
(in a two innings match you would record if this was the 1<sup>st</sup> or the 2<sup>nd</sup> innings of the batting side)

The venue is the ***Old Manor Oval*** and the date is ***13<sup>th</sup> September 2009***

***Chairman's XI*** won the toss and decided to **bat**.

The **Chairman's XI** innings is to be scored

**Enter the name of the officials**

**Umpires** names: Fred Bernard & Chris Rawson

**Scorers** names: Alice Jones & Cathy Rawson

**Batsmen**

When scoring a cricket match you are advised to obtain the names of the players in both teams, ideally in batting order, before the match starts

At matches many scorers choose not to enter the batsman's name in the scoring record until that batsman goes in to bat.

The batting order can change and it's better not to have to cross names out or try to correct them. Even entering the names of batsmen 1 and 2 can result in create difficulties if the opening batsmen opt to go to the opposite end to those you were expecting!



In this match the batting order will not change so you are safe to record all of the names as follows:

- 1 B Grey
  - 2 T de Bie (he is the captain - show this by adding an \* after his name)
  - 3 F Kleissl
  - 4 M Obuya
  - 5 K Murata
  - 6 E Ofem
  - 7 H Hansen
  - 8 F Cooper
  - 9 N Shahab
  - 10 A Ahmed (he is the wicket keeper - show this by adding an + after his name)
  - 11 K Irie
- 

## **SCORING PP 2**

Open and play this PowerPoint presentation; it will show how the first six overs of this innings are entered into the scoring record.

As with the first presentation, it is recommended that you:

-  view the presentation in conjunction with the notes in this guide then ....
-  record the information from the guide into your scoring record using the presentation to check your entries








This presentation uses sections of the scoring record to show the scoring entries for every ball bowled in each area of the scoring record.

At a click the entries described below will appear in the scoring record

Routine is essential when scoring to ensure that entries are made in all required areas of the scoring record. You must adopt your own scoring routine. Scorers may opt to make their first entry for each ball bowled in the bowling or batting section and work in a consistent manner (Clockwise or anticlockwise) around the scoring record.

In this presentation records the first entry is made in the batting section.

When scoring a match you should frequently check with your scorer colleague to confirm:

-  Who is bowling
-  Which batsman is facing
-  How many runs off each delivery; how many runs off the over;
-  What is the end of over score
-  How was that batsman out; what was the score when he was out
-  Do the figures in your scoring record agree with those in your colleague's scoring record?
-  Does the score made by all batsmen plus all extras equal the score against the bowlers plus fielding extras (Bye; leg bye; penalty extras)







**OVER 1:** Check who is bowling and who is facing

**N Shahab** is the opening bowler and is bowling to **B Grey**

In this presentation a colour will be used for each bowler - BLUE for SHAHAB  
You are encouraged to score the innings using the same colours as used in the presentation

*The numbering represents the number of each ball bowled in the over*

14.00 Umpire calls play. Record the time both batsmen start their innings 14.00  
Also record the time the match starts in the designated area in your scoring record

1. Grey plays and misses. Ball taken by the keeper. No signals; batsmen did not run  
 record a dot ball in batting (Grey) and bowling (Shahab)
2. Forward defensive shot - no run taken. No signals; batsmen did not run  
 record a dot ball in batting (Grey) and bowling (Shahab)
3. Forward defensive shot - no run taken. No signals; batsmen did not run  
 record a dot ball in batting (Grey) and bowling (Shahab)
4. Played and missed. Ball taken by the keeper. No signals; batsmen did not run  
 record a dot ball in batting (Grey) and bowling (Shahab)
5. Forward defensive shot - no run taken. No signals; batsmen did not run  
 record a dot ball in batting (Grey) and bowling (Shahab)
6. Another forward defensive shot - no run taken. No signals; batsmen did not run  
 record a dot ball in batting (Grey) and bowling (Shahab)

This is maiden over, an over in which no runs are scored against the bowler, and the dots should be joined up to make an M




Enter the bowling summary: 0 - 0 (though many scorers opt not to make a recording when there is no change in the score)

Enter the end of over score: 0 runs Bowler number 1

(If a wicket falls in an over where no runs are scored against the bowler join the lines into a 'W' to show that this over was a wicket maiden)

**OVER 2:** Check who is bowling and who is facing

**F Cooper** is bowling to **T de Bie** RED is used for COOPER's bowling in this presentation

1. Ball hit towards long on. Batsmen run 2.  
 Record 2 or de Bie in the batting  
 Cross two off in the tally/cumulative score  
 Record 2 against Cooper in the bowling

## OVER 2 continued

2. Played and missed.
  - ✎ Record a dot ball in the batting (de Bie) and the bowling (Cooper)
3. Ball hit and fielded at gully. No run taken.
  - ✎ Record a dot ball in the batting (de Bie) and the bowling (Cooper)
4. Ball hit towards mid on. Batsmen run 1.
  - ✎ Record 1 to de Bie in the batting
  - ✎ Cross one off in the tally/cumulative score
  - ✎ Record 1 against Cooper in the bowling
5. Forward defensive shot.
  - ✎ Record a dot ball in the batting (Grey) and the bowling (Cooper)
6. Ball hit back towards the bowler.
  - ✎ Record a dot ball in the batting (Grey) and the bowling (Cooper)

Check with colleague and record:

- ✎ 3 off the over. Cooper 0 - 3
- ✎ Total score: 3 after 2 overs, bowler number 2.





**OVER 3:** Check who is bowling and who is facing

**N Shahab** is bowling to **T de Bie**







1. Ball hit through midwicket for 4; batsmen do not run; umpire signals Boundary 4.
  - ✎ ACKNOWLEDGE the signal
  - ✎ Record 4 to de Bie in the batting
  - ✎ Cross four off in the tally/cumulative score
  - ✎ Record 4 against Shahab in the bowling
2. Forward defensive shot; batsmen do not run; no signals from the umpire
  - ✎ Record a dot ball in the batting (de Bie) and the bowling (Shahab)
3. Ball hit towards cover and the batsmen run one.
  - ✎ Record 1 to de Bie in the batting
  - ✎ Cross one off in the tally/cumulative score
  - ✎ Record 1 against Shahab in the bowling
4. Grey hits the ball through mid-wicket; the batsmen run one.
  - ✎ 1 to Grey in the batting
  - ✎ Cross one off in the tally/cumulative score
  - ✎ Record 1 against Shahab in the bowling

### OVER 3 continued





5. The ball is hit over the long on boundary; batsmen do not run; umpire signals Boundary 6.



-  ACKNOWLEDGE
-  Record 6 to de Bie in the batting
-  Cross six off in the tally/cumulative score
-  Record 6 against Shahab in the bowling

6. T de Bie bowled.

-  Record time of the dismissal - 14.11
-  Enter w in the batting
-  Rule T de Bie off using // as presentation
-  Record the method of dismissal, Bowled, in the How out column
-  Record the name of the bowler, N Shahab in the Bowler column
-  Record the batsman's score, 14, in the Runs column

Record the fall of the first wicket in the Fall of wicket section:



-  fall of wicket score 15
-  the 'out' batsman, number 2 (de Bie)
-  Partnership of 15
-  Minutes 11

-  Record a W in the bowling
-  Agree with your colleague; 10 off the over making 1-12 off Shahab's bowling

Record the end of over score:

-  Score 15, 1 wicket, bowler number 1

Check all the details with your colleague then also record:

-  T de Bie's innings lasted 11 minutes and he received 9 deliveries
-  Boundaries: 1 four; 1 six






In a match situation recording this statistical information can be done when you have time. The information needed to arrive at these numbers is available in your scoring record

F Kleissl comes onto the field of play and starts his innings at 14.12














**OVER 4:** Check who is bowling and who is facing

**F Cooper** is bowling to **B Grey**

1. Grey plays and misses the ball; batsmen run 1; umpire signals BYE.



-  Acknowledge the signal
-  Record  $\Delta$  in batting (Grey)
-  Cross off one BYE in tally/cumulative score;
-  Record one Bye in the extras
-  Record  $\Delta$  in bowling (Cooper)

## OVER 4 continued

2. Ball hits striker on the pads; the batsmen run 1; umpire signals Leg bye
  -  Acknowledge the signal
  -  Record ∇ in batting (Kleissl)
  -  Cross off one LEG BYE in tally/cumulative score
  -  Record one Leg Bye in the extras
  -  ∇ in bowling (Cooper)
  
3. Forward defensive; batsmen do not run; no signals from the umpire
  -  Record a dot ball in the batting (de Bie) and the bowling (Cooper)
  
4. De Bie plays and misses; batsmen do not run; no signals from the umpire
  -  Record a dot ball in the batting (de Bie) and the bowling (Cooper)
  
5. Striker plays and misses; batsmen start to run but stop and return to their original ends as the ball crosses the boundary; umpire signals Bye followed by Boundary 4
  -  Acknowledge each signal separately, first the Bye signal then the Boundary 4 signal
  -  Record Δ in batting (Grey)
  -  Cross off four BYES in tally/cumulative score
  -  Record four Byes in the extras
  -  Record Δ in bowling (Cooper)
  
6. Forward defensive; batsmen do not run; no signals from the umpire
  -  Record a dot ball in the batting (Grey) and the bowling (Cooper)







No runs scored against the bowler so this is a maiden over - join the entries to make an 'M'

Check with colleague and record the end of over score:

-  0 - 3 off Cooper's bowling;
-  6 runs scored as extras taking the end of over score 21 for 1, bowler number 2

**OVER 5:** Check who is bowling and who is facing

**N Shahab is bowling to F Kleissl**

1. The bowlers' end umpire calls and signals No ball; batsmen do not run; when the ball is dead the umpire turns to the scorers and repeats the signal of No ball
  -  Acknowledge the second signal of No ball given when the ball is dead (the first signal is for the players and the strikers' end umpire)
  -  Record ○ in batting (Kleissl)
  -  Cross off one NO BALL in the tally/cumulative score
  -  Record one No ball in the extras
  -  Record ○ in bowling (Shahab)
  -  Record a 1 in the column for the number of No ball deliveries at the end of the bowling analysis (Shahab)

## OVER 5 continued

2. Kleissl plays and misses; batsmen do not run; no signals from the umpire
  - ✎ Record a dot ball in the batting (Kleissl) and the bowling (Shahab)
3. Kleissl hits the ball and the batsmen run one; no signals from the umpire
  - ✎ Record 1 to Kleissl in the batting
  - ✎ Cross one off in the tally/cumulative score
  - ✎ Record 1 against Shahab in the bowling
4. Grey plays the ball back to the bowler; batsmen do not run; no signals from the umpire
  - ✎ Record a dot ball in the batting (Grey) and the bowling (Shahab)
5. Grey plays and misses; umpire calls and signals No ball; the batsmen do not run; the ball goes on to cross the boundary; when the ball is dead the umpire turns to the scorers, repeats the signal of No ball then signals Bye followed by Boundary 4.
  - ✎ When the umpire gives each signal acknowledge each signal separately (so that the umpire knows that you have seen each signal:
    - First, acknowledge the second signal of No ball given when the ball is dead
    - Then acknowledge the signal of Bye (which is given to tell you, the scorer, that the batsman did not hit the ball and all runs from the delivery are to be scored as No ball extras
    - And finally acknowledge the Boundary 4 signal
  - ✎ Record ☺ in batting (Grey)
  - ✎ Cross off five NO BALL runs in the tally/cumulative score (one run penalty for the No ball plus four runs for the Boundary 4, all of which are scored as No ball extras)
  - ✎ Record five No ball extras in the extras section
  - ✎ Record ☺ in bowling (Shahab)
  - ✎ Record a 1 in the column for the number of No ball deliveries at the end of the bowling analysis (Shahab)
6. Grey hit in the air and was caught by W Fox (14.19). The batsmen did not cross
  - ✎ Record time of the dismissal - 14.19
  - ✎ Enter w in the batting
  - ✎ Rule Grey off to complete his innings
  - ✎ Record the method of dismissal, c. W Fox, in the How out column (the use of 'caught W Fox' or 'ct. W Fox' is equally acceptable but be consistent)
  - ✎ Record the name of the bowler, N Shahab in the Bowler column
  - ✎ Record the batsman's score, 1, in the Runs column

Record the fall of the second wicket in the Fall of wicket section:

- ✎ fall of wicket score 28
- ✎ the 'out' batsman, number 1 (Grey)
- ✎ Partnership of 13
- ✎ Minutes 8
  
- ✎ Record a W in the bowling

The new batsman is M Obuya (14.20).

Two balls remain to be bowled in this over

(MCC Laws of Cricket; Law 24.14 and 22.4: a No ball delivery shall not count as one of the over).

7. Obuya plays the ball back to the bowler; batsmen do not run; no signals from the umpire
  - ✎ Record a dot ball in the batting (Obuya) and the bowling (Shahab)
8. Obuya hits the ball and the batsmen run one; no signals from the umpire
  - ✎ Record 1 to Obuya in the batting
  - ✎ Cross one off in the tally/cumulative score
  - ✎ Record 1 against Shahab in the bowling

Umpire calls over.

Check with your colleague and record the bowler's figures and the end of over score:

- ✎ 8 off the over; 2-20 off Shahab's bowling.
- ✎ End of over score: 29 for 2 off 5 overs, bowler number 1.

Grey batted for 19 minutes and received 17 deliveries.

(At a live match this might be your first opportunity to collate this information!)

**OVER 6** Check who is bowling and who is facing

**Change of bowler:** H Hansen (using colour brown for Hansen)

Rule off the bowler who is being replaced (Cooper) with a vertical line; use the colour to be used for the replacement bowler (Hansen)

**H Hansen is bowling to M Obuya**

1. Obuya hits the ball and the batsmen run 1. 1 to Obuya; 1 in the tally; 1 in the bowling.
  - ✎ Record 1 to Obuya in the batting
  - ✎ Cross one off in the tally/cumulative score
  - ✎ Record 1 against Hansen in the bowling
2. The ball is bowled wide of Kleissl's legs and the keeper dives and takes it; the umpire calls and signals Wide; the batsmen do not run; when the ball is dead the umpire repeats the Wide signal;
  - ✎ Acknowledge the second signal of Wide given when the ball is dead (the first signal is for the players and the strikers' end umpire)
  - ✎ Record + in batting (Kleissl)
  - ✎ Cross off one Wide in the tally/cumulative score
  - ✎ Record one Wide in the extras
  - ✎ Record + in bowling (Hansen)
  - ✎ Record a 1 in the column for the number of Wide deliveries at the end of the bowling analysis (Hansen)
3. Ball played back to the bowler; batsmen do not run; no signals from the umpire
  - ✎ Record a dot ball in the batting (Kleissl) and the bowling (Hansen)



## OVER 6 continued

5. Ball played back to the bowler; batsmen do not run; no signals from the umpire
  - ✎ Record a dot ball in the batting (Kleissl) and the bowling (Hansen)
  
6. Kleissl unable to play the ball; umpire calls and signals Wide; batsmen run 1; when the ball is dead the umpire repeats the Wide signal
  - ✎ Acknowledge the second signal of Wide given when the ball is dead
  - ✎ Record + in batting (Kleissl)
  - ✎ Cross off two Wides in the tally/cumulative score (1 run penalty for the wide plus the one scored by the batsmen running)
  - ✎ Record two Wides in the extras
  - ✎ Record + in bowling (Hansen)
  - ✎ Record a 1 in the column for the number of Wide deliveries at the end of the bowling analysis (Hansen)
  
7. Obuya hits the ball through mid wicket and it crosses the boundary; umpire signals Boundary 4
  - ✎ ACKNOWLEDGE the signal
  - ✎ Record 4 to Obuya in the batting
  - ✎ Cross four off in the tally/cumulative score
  - ✎ Record 4 against Hansen in the bowling
  
8. Obuya plays a forward defensive shot; batsmen do not run; no signals from the umpire
  - ✎ Record a dot ball in the batting (Obuya) and the bowling (Hansen)
  
9. Obuya hits the ball; the batsmen complete one run and attempt a second; the ball is fielded quickly and returned to the wicket keeper (Nabil Galeb) who takes the bails off with Obuya out of his ground and appeals; the umpire signals OUT; Obuya is Run out (14.24.)  
The first run was completed and is scored to Obuya.
  - ✎ Record time of the dismissal (14.24)
  - ✎ Enter 1 in Obuya's batting (= 1 for the one completed run and underlined to show that the batsmen crossed on a second run and were not at the ends expected from the score)
  - ✎ Rule Obuya off to complete his innings
  - ✎ Record the method of dismissal, Run out (N Galeb), in the How out column
  - ✎ Do not make an entry in the Bowler column - this wicket is not credited to the bowler
  - ✎ Record the batsman's score (1) in the Runs column
  - ✎ Cross off one run in the tally/cumulative score
  - ✎ Record a 1 in the bowling (Obuya)

Record the fall of the third wicket in the Fall of wicket section:

- ✎ fall of wicket score 38
- ✎ the 'out' batsman, number 4 (Obuya)
- ✎ Partnership of 10
- ✎ Minutes 5

Check with your colleague and record the bowler's figures and the end of over score:

- ✎ 9 off the over; 0 - 9 off Hansen's bowling.
- ✎ End of over score: 38 for 3 off 6 overs, bowler number 3.

Obuya batted for 4 minutes and received 6 deliveries.



The new batsman is K Murata (14.21)

Check with your colleague that your scoring record entries agree

---

NOTE:

If you've found this helpful and want develop your knowledge of cricket scoring further Notchers' recommends that you:

-  access a local scorer training course, details of which may be available on the Notchers website and should be available from your local, regional or national cricket umpiring and scoring association
-  access a correspondence course, details of which are available in on the Notchers website and in Notchers' News

The author plans to add the remaining overs to complete the innings and enable you summarise the batting and bowling when time permits